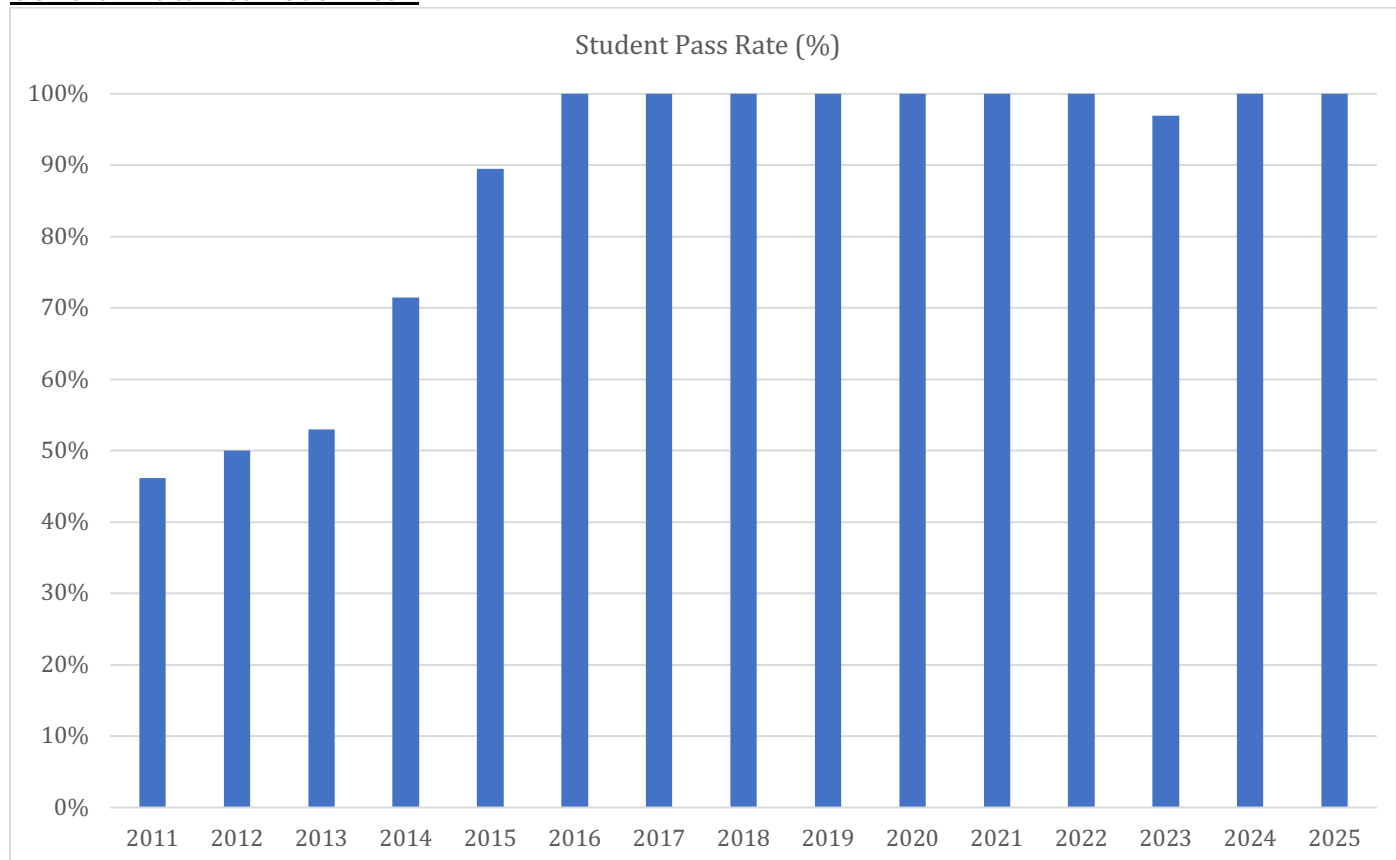
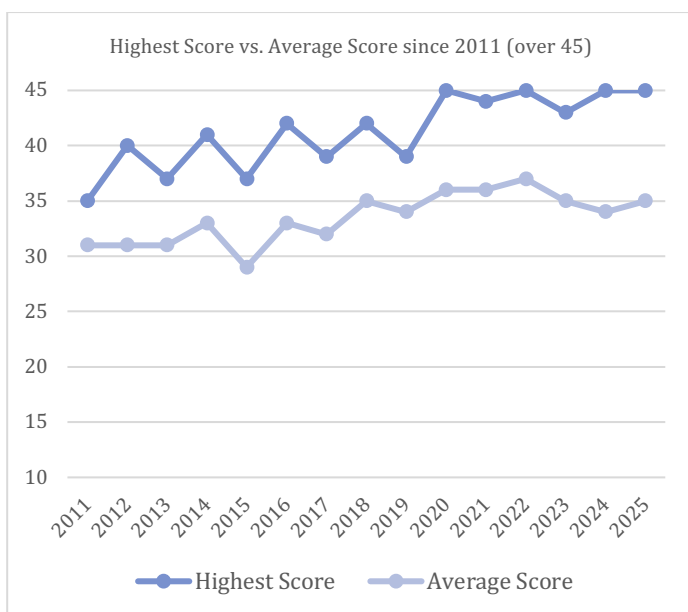
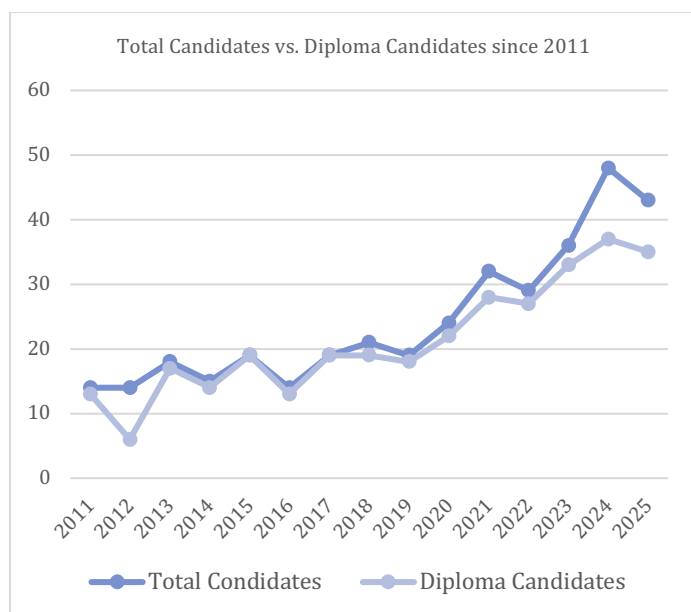


## School of the Nations – International Baccalaureate Diploma Programme Results May 2011 to May 2025

### General Data Year over Year



**For all graduating classes from 2016 to 2022 and again in 2024 and 2025, students at the School of the Nations have achieved a 100% pass rate on the full IB Diploma.**



### May 2025

School statistics	
Number of candidates registered in the session:	43
Number of diploma and retake candidates registered in the session:	35
Number of subject entries in the session:	328
Number of candidates who passed the diploma:	35
Average points obtained by candidates who passed the diploma:	35
Highest diploma points awarded to a candidate:	45
Average grade obtained at the school by candidates who passed the diploma:	5.60
Total number of candidates excluded from statistics:	0

### May 2024

School statistics	
Number of candidates registered in the session:	47
Number of diploma and retake candidates registered in the session:	37
Number of subject entries in the session:	356
Number of candidates who passed the diploma:	37
Average points obtained by candidates who passed the diploma:	35
Highest diploma points awarded to a candidate:	45
Average grade obtained at the school by candidates who passed the diploma:	5.58
Total number of candidates excluded from statistics:	0

### May 2023

School statistics	
Number of candidates registered in the session:	36
Number of diploma and retake candidates registered in the session:	33
Number of subject entries in the session:	284
Number of candidates who passed the diploma:	31
Average points obtained by candidates who passed the diploma:	35
Highest diploma points awarded to a candidate:	43
Average grade obtained at the school by candidates who passed the diploma:	5.65
Total number of candidates excluded from statistics:	0

### May 2022

School statistics	
Number of candidates registered in the session:	29
Number of diploma and retake candidates registered in the session:	27
Number of subject entries in the session:	228
Number of candidates who passed the diploma:	27
Average points obtained by candidates who passed the diploma:	37
Highest diploma points awarded to a candidate:	45
Average grade obtained at the school by candidates who passed the diploma:	5.82
Total number of candidates excluded from statistics:	0

### May 2021

School statistics	
Number of candidates registered in the session:	32
Number of diploma and retake candidates registered in the session:	28
Number of subject entries in the session:	246
Number of candidates who passed the diploma:	28
Average points obtained by candidates who passed the diploma:	36
Highest diploma points awarded to a candidate:	44
Average grade obtained at the school by candidates who passed the diploma:	5.78
Total number of candidates excluded from statistics:	0

### May 2020

School statistics	
Number of candidates registered in the session:	24
Number of diploma and retake candidates registered in the session:	22
Number of subject entries in the session:	188
Number of candidates who passed the diploma:	22
Average points obtained by candidates who passed the diploma:	36
Highest diploma points awarded to a candidate:	45
Average grade obtained at the school by candidates who passed the diploma:	5.77
Total number of candidates excluded from statistics:	0

### May 2019

School statistics	
Number of candidates registered in the session:	19
Number of diploma and retake candidates registered in the session:	18
Number of subject entries in the session:	152
Number of candidates who passed the diploma:	18
Average points obtained by candidates who passed the diploma:	34
Highest diploma points awarded to a candidate:	39
Average grade obtained at the school by candidates who passed the diploma:	5.40
Total number of candidates excluded from statistics:	0

### May 2018

School statistics	
Number of candidates registered in the session:	21
Number of diploma and retake candidates registered in the session:	19
Number of subject entries in the session:	164
Number of candidates who passed the diploma:	19
Average points obtained by candidates who passed the diploma:	35
Highest diploma points awarded to a candidate:	42
Average grade obtained at the school by candidates who passed the diploma:	5.56
Total number of candidates excluded from statistics:	0

### May 2017

School statistics	
Number of candidates registered in the session:	19
Number of diploma and retake candidates registered in the session:	19
Number of subject entries in the session:	152
Number of candidates who passed the diploma:	19
Average points obtained by candidates who passed the diploma:	32
Highest diploma points awarded to a candidate:	39
Average grade obtained at the school by candidates who passed the diploma:	5.15
Total number of candidates excluded from statistics:	0



### May 2016

School statistics	
Number of candidates registered in the session:	14
Number of diploma and retake candidates registered in the session:	13
Number of subject entries in the session:	106
Number of candidates who passed the diploma:	13
Average points obtained by candidates who passed the diploma:	33
Highest diploma points awarded to a candidate:	42
Average grade obtained at the school by candidates who passed the diploma:	5.32
Total number of candidates excluded from statistics:	0

### May 2015

School statistics	
Number of candidates registered in the session:	19
Number of diploma and retake candidates registered in the session:	19
Number of subject entries in the session:	148
Number of candidates who passed the diploma:	17
Average points obtained by candidates who passed the diploma:	29
Highest diploma points awarded to a candidate:	37
Average grade obtained at the school by candidates who passed the diploma:	4.66
Total number of candidates excluded from statistics:	0

### May 2014

School statistics	
Number of candidates registered in the session:	15
Number of diploma and retake candidates registered in the session:	14
Number of subject entries in the session:	118
Number of candidates who passed the diploma:	10
Average points obtained by candidates who passed the diploma:	33
Highest diploma points awarded to a candidate:	41
Average grade obtained at the school by candidates who passed the diploma:	5.33
Total number of candidates excluded from statistics:	0

### May 2013

School statistics	
Number of candidates registered in the session:	18
Number of diploma and retake candidates registered in the session:	17
Number of subject entries in the session:	137
Number of candidates who passed the diploma:	9
Average points obtained by candidates who passed the diploma:	31
Highest diploma points awarded to a candidate:	37
Average grade obtained at the school by candidates who passed the diploma:	4.86
Total number of candidates excluded from statistics:	0

### May 2012

School statistics	
Number of candidates registered in the session:	14
Number of diploma and retake candidates registered in the session:	6
Number of subject entries in the session:	71
Number of candidates who passed the diploma:	3
Average points obtained by candidates who passed the diploma:	31
Highest diploma points awarded to a candidate:	40
Average grade obtained at the school by candidates who passed the diploma:	4.94
Total number of candidates excluded from statistics:	0

### May 2011 (First Year offering the Diploma Programme)

School statistics	
Number of candidates registered in the session:	14
Number of diploma and retake candidates registered in the session:	13
Number of subject entries in the session:	110
Number of candidates who passed the diploma:	6
Average points obtained by candidates who passed the diploma:	31
Highest diploma points awarded to a candidate:	35
Average grade obtained at the school by candidates who passed the diploma:	5.00
Total number of candidates excluded from statistics:	0